



ATECO CORPORATION

اتيكو كورپوريشن

www.ateco.co



YOUR SMART LIFT SOLUTION

Add value to your property,
lift your lifestyle with
ATECO SQUARE



38 El-Thawra St, Almazah, Heliopolis - Cairo
Building 696 El-Horreya Road - Loran - Alexandria.

+201020039264 - +201020039266 - +202 22903783

info@ateco.co



ABOUT HOME LIFT

Who we are

ATECOSQUARE is an agile & dynamic firm located in EGYPT. As experts in our business, we provide the highest standard of products & safety to the elevator industry. As a family owned and operated company, we aim to treat you like family as well. Our team wants you to feel comfortable throughout the production-process, ensuring we're creating the "Look & feel" you want in an efficient and safe manner.

Compliance & Safety

You can sleep well at night knowing that safety and compliance are at the heart of everything we do, from start to finish. We want your elevator to look incredible, but we will not sacrifice safety for design. We always work with high-quality materials and highly-qualified employees to create stunning elevator designs that pass inspections with flying colors.

Why HOME SQUARE LIFT

It is not a luxury option but rather a [smart choice!](#)

Home lifts are becoming so popular. Many architects are now drawing them into their plans for all multiple-story homes. Life is changing, and our lifestyle is evolving every day. The population is growing recently, people have to build up because they can't afford the land to build out. Still, many people think that having a home lift is a luxury option. We hear this cliché: this is only for 'rich people. Well, at [HOME elevators](#) we believe that the concept of home-lift must be affordable for every-body, all kinds of properties, any time and everywhere on this planet simply because that is possible!

Our home-lift design will allow you for example to create a new access from your garages to the upstairs, to lift your furniture or heavy objects smoothly between floors, to move safely with your little newborn child in your house, to make the life of our disabled family members easier and happier, to make your clients have a new and unique lift-experience while shopping in your store of staying at your hotel, and so on.

Think about it, a home lift does not differ from any other heavy equipment in your house such as air-conditioning or even the washing machine. It is there to make our life [smarter](#) and more [comfortable](#). Also keep in mind that home-elevators can add a new value to your property and increase its position in the market.

So keep in mind, It is not a luxury option but rather a [smart choice](#) and [long-term thinking!](#)

What Makes us Unique?



Smart Civil Work

This lift is an ideal solution to be installed on the exterior face of the building, in the lobby, or at a place where it can enhance the elevation and the 'look&feel' of the building. We introduce you to an electrical home elevator that requires no supporting wall, pit, or hydraulics vacuum systems. Just plug it into your domestic electrical socket and start moving up & down!




Minimal Maintenance

This is an electrical self-supporting elevator. No use of oil, vacuum systems, or counterweights. This means less maintenance and saves a lot of additional costs and time during the installation-process.



Plug & Play

These Elevators come as a semi-assembled unit. Just install, plug and play. No surprise!



Self-Supported Structure

HOMEATECOSQUARE is a stand-alone elevators that does not require any supporting beam, column or walls. All you need is the space!



Panoramic View

The unique glass sightseeing capsule enables the passengers to have eye contact with the surrounding area, even when the lift is in motion.



Green Elevator

This elevator is made of eco-friendly raw materials that are harmless when damaged. It requires the least amount of assembly and maintenance resources and consumes less energy when in use compared to the other traditional elevators.



Noise

When using HOME ATECO SQUARE, you can count on a smooth moving system with no commotion.





Why can you place full trust in HOME LIFT technology ?

As pioneers and experts in this field, we are aware of any potential risks that might accrue when using residential home lifts. This is why we have gone the whole way to obtain a full European certification for our product making sure that safety is in the heart of every piece of this elevator. By choosing **HOME SQUARE VILLA LIFT** you choose to bring a highly proven type of lift machine into your property.

HOME ATECO SQUARE have been tested thoroughly and has met the required This safety & performance standards of the **Mach ne D rect ve 2006/42/Ec**.
directive harmonizes the health and safety requirements for the design and construction of machinery at the EU level to the primarily protection of persons.

8 LAYERS OF SAFETY

Photocell Sensors

1

This high quality light sensor will force the lift to stop immediately when passengers or objects approach the exit of the lift while in use.

2

Mechanical Guide Rails Brakes

Even if all the cables snapped, the elevator still would not fall to the bottom floor. Thanks to the passive, automatic, built-in braking system these brakes will lock in place whenever the elevator starts to fall faster than an allowed amount.

Overload Sensor

3

When the car is overloaded, the elevator won't move and will give a sign on the COP.

4

Limit & Emergency Stop Switches

These switches will assure stopping the car when the lift reaches or passes its final-destination or in case of emergency.

Machine Brake Hand

5

In case of emergency this system allows the technician to free the car and make it descent to the closest down floor.

6

Magnetic Lock Switch

To ensure that the door of the elevator can open only if the car is available and the elevator is not in use.

Overspeed Governor

7

This device is specifically designed to stop the lift if it runs beyond the prescribed speed.

8







Rescuing System UPS with Support

This is a battery backup system that provides backup power when the regular power source fails or voltage drops to an unacceptable level. In that case, the battery mode is automatically turned on.



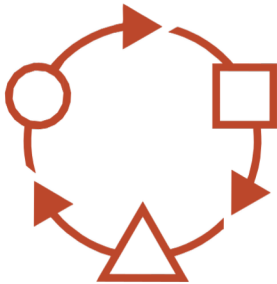
SAFETY



 Alarm System in Cabin	 Child Switch	 Door safety switches
 LED Light with auxiliary battery	 Ventilation	 in Cabin



Customization



Adaptability

The technological simplicity of this product makes this lift an extremely adaptable elevator and helps you to make full usage of the space and elevation of your property. This lift can be installed without any additional reinforcement or structural changes in the building. That makes the elevator tremendously friendly for new or even vintage homes.



Flexibility

We strived to ensure full flexibility of this lift making sure that a G+1 elevator can be converted into a G+2 or a G+3 elevator in the future. If needed, the whole elevator can be completely dismantled and relocated to a new place in or out of the building or even to a new property.



Return to Home

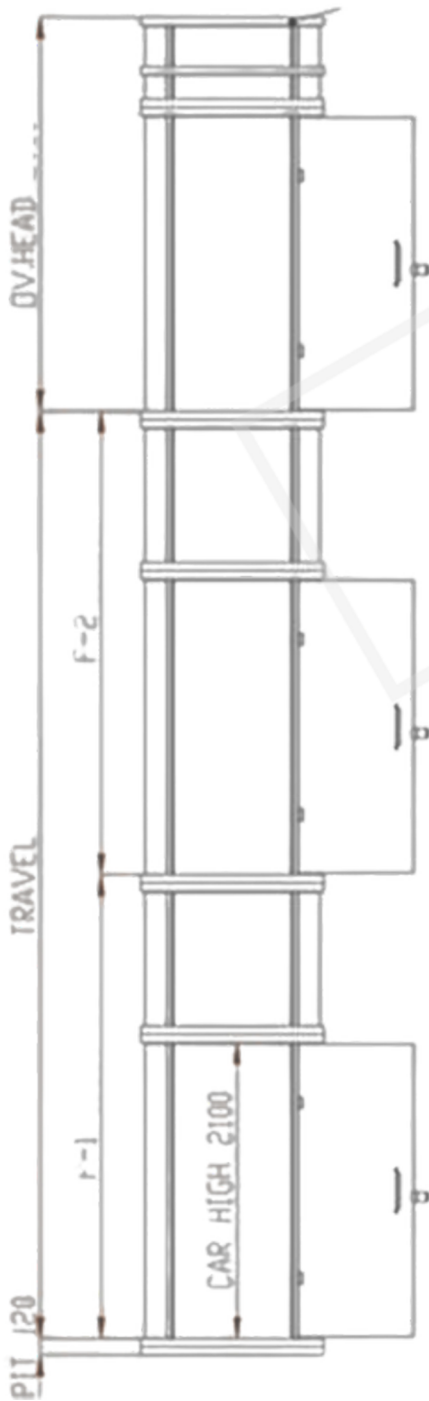
The technology of this lift allows stationing the lift on any floor of your desire. Thanks to the installed timed electronic system, you can easily choose where your lift should land when not in use.

A modern home lift with a glass and metal frame is the central focus of the image. It is situated in a contemporary living room with large windows, a grey armchair, and a side table with a lamp. The lift has a sleek, multi-level design with dark metal frames and glass panels. The room is brightly lit, and the overall aesthetic is clean and modern. The image is framed by large, semi-transparent orange and grey geometric shapes.

HOME LIFT

After a solid research and development journey **HOMF LIFT** has launched it's new **ATECO SQUARE** model This elevator comes with superior aesthetics, a more sleeker design and a smoother passenger ride. This lift has been crafted to perfection until the details to assure you an amazing lift experience!

General Specifications



SIZE	1300 x 1300 mm	1400 x 1400 mm	1600 x 1600 mm	1700 x 1700 mm
PIT	120 MM	120 mm	120 mm	120 mm
OV.HEAD	3100 MM	3100 mm	3100 mm	3100 mm
TRAVEL (MAX)	20 MT	20 MT	20 MT	20 MT
CAPACITY	200 KG	300 KG	400 KG	500 KG
STATIC LOAD	300 KG	600 KG	700 KG	800 KG
ENCODER	FNC 50H (*EC)	FNC 50H (*EC)	FNC 50H (*EC)	FNC 50H (*EC)
SPEED		0.15 - 0.30 M/S		0.15 - 0.30 M/S
POWER SUPPLY	220 V-50 Hz	220 V-50 Hz	380 V-50 Hz	380 V- 50 Hz
MACHINE KW		3,7 kW - 1 Phase		6,8 kW - 3 Phase

Single Entrance

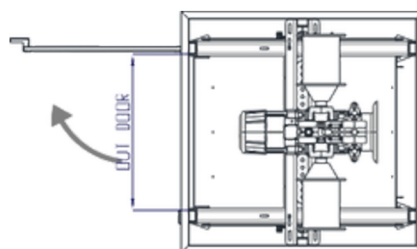
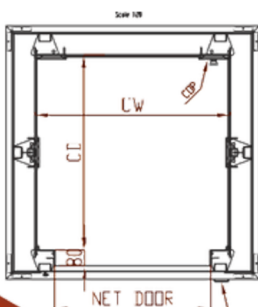
PRODUCT CODE	SVL-SEN-1300	SVL-SEN-1400	SVL-SEN-1600	SVL-SEN-1700
CABINET SIZE	1000 X 1000 MM	1100 X 1100 MM	1300 X 1300 MM	1400 X 1400 MM
CABINET HEIGHT	2000 MM	2000 MM	2000 MM	2000 MM
OUT DOOR SIZE	800X 2000 MM	900X 2000 MM	1000X 2000 MM	1100 X 2000 MM

Opposite Entrance

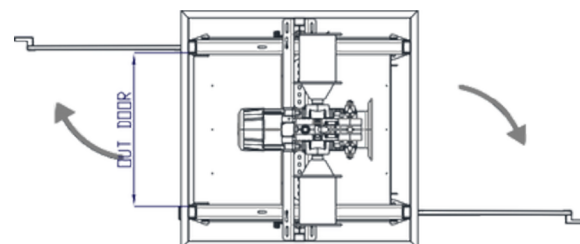
PRODUCT CODE	-	SVL-OPPEN-1400	SVL-OPPEN-1600	SVL-OPPEN-1700
CABINET SIZE	1100 X 1-000 MM	1100 X 1100 MM	1300 X 1300 MM	1400 X 1400 MM
CABINET HEIGHT	2000 MM	2000 MM	2000 MM	2000 MM
OUT DOOR SIZE	800 X 2000 MM	900 X 2000 MM	1000 X 2000 MM	1100 X 2000 MM

Three Way Entrance it not available

PRODUCT CODE	-			
CABINET SIZE	-			
CABINET HEIGHT	-			
OUT DOOR SIZE	-			



Single Entrance



Opposite Entrance

Color Options

At HOME LIFT we offer a wide range of color variants to help you choosing the most 'look & feel' that suits your building's décor.

Standard Options

Our ESP painting method reflects itself in a shiny surface, flexible & durable coating which is less liable to chip or peel. All used materials are appropriate for inside or outside use with no VOC content.



Ral 9001
Cream




Ral 1004
Golden Yellow



Ral 5002
Ultramarine Blue



Ral 9004
Signal Black



Ral 9003
Signal White



Ral 8012
Red Brown



Ral 9007
Grey Aluminium



Ral 8003
Clay Brown



You Can Choose More!

Stainless Steel Options

Alternatively we offer stainless steel covers in variant colors and cravings.



Gold Steel



Black Steel



Stainless



Rose Steel



Technical Specification

General

Maximum Travel	: 14 MT
Maximum Levels	: 5 Stops / 17.1 MT
Pit Depth	: 120 mm - No pit with optional short ramp
Installation Place	: Inside - Outside
Drive Train	: Winding Drum Machine with Encoder (Made in Italy)
Machine Control	: Preprogrammed variable frequency drive .
Rope	: 8 mm standard: Top quality, on request: German quality.
Transmission	: Ultra-low vibration, 3-stage, right-angle, helical-bevel drive.
Noise Level	: 54db ventilator OFF - 56db with ventilator ON.

Internal Specifications

Cabin CLADDING	: Clear Glass 4x4 mm Laminated
Cabin Ceiling	: LED Spot Light - Spot Light
Cabin Operating Panel	: Intercom - Alarm - Emergency Stop Button (cop-top is GENEMEK brand)
Overload Indication	: Built in on COP
Cabin Flooring	: Pvc - Wood
Cop	: Intercom - alarm - fan - emergency stop button (COP-LOP).
Cabinet Ceiling	: Etched steel or wood with spot light.

External Specifications

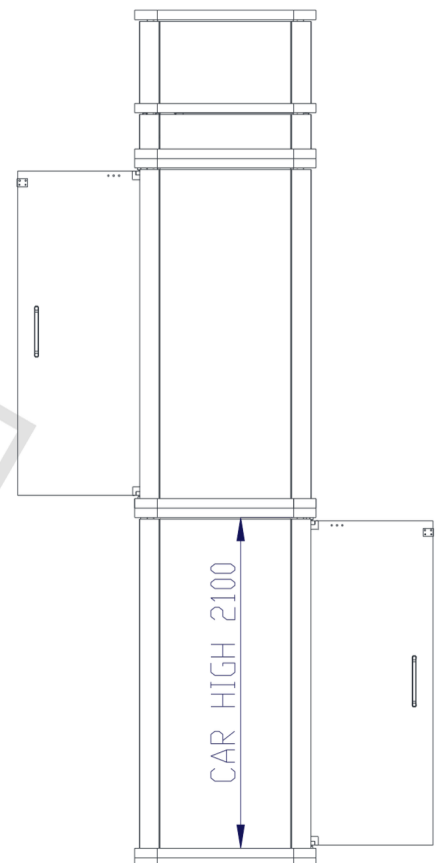
ShaftConstruction	: Profile
Structure Cladding Glass	: Clear Glass 4x4 mm Laminated
Landing Door Height	: 2000 mm
Door Cladding	: Laminated tempered glass 4X4 mm
Door Type	: Swing manual door and swing semi-automatic choice
Door interlocks	: Italian brand - (Made in Italy)

Multiple Door Access

The door access for this elevator can be customized according to the situation in the building.

The flexible design of this elevator allows us to install the entrance or the exits from different sides on each floor.

This adjustability can be very handy within buildings that have been originally built without elevators.





ATECO CORPORATION

اتيكو كورپوريشن

www.ateco.co



WE
RISE
TOGETHER

SQUARE
VILLALIFT



38 El-Thawra St, Almazah, Heliopolis - Cairo
Building 696 El-Horreya Road - Loran - Alexandria.



+201020039264 - +201020039266 - +202 22903783



info@ateco.co